
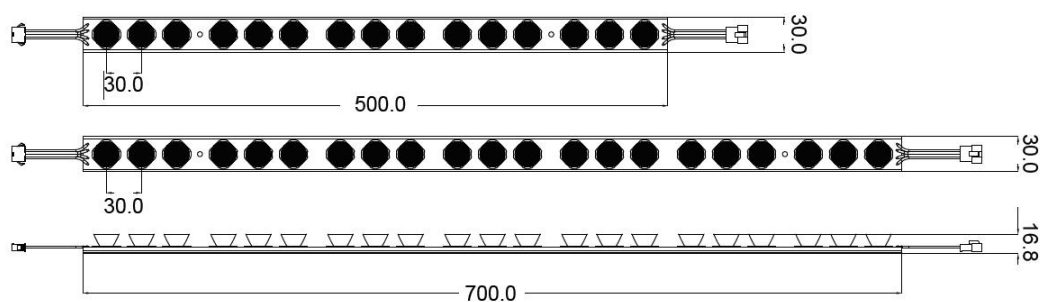

Best for T15-25cm H150-300cm
Double Side Light Box Side Lighting

1. Features

- Constant Current Technology (CCT)
- Energy saving, environment friendly
- SM terminal,easy connection and installation
- Long life span

**2. Application**

- Commercial standing lighting
- Light box lighting
- Logo lighting
- Line/shape lighting

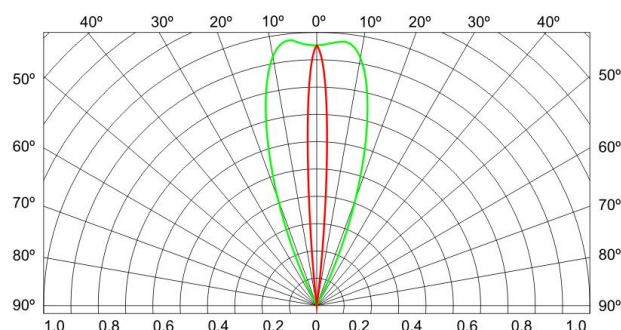
3. Dimensions**4. Environmental and Application Conditions**

Ambient temperature range (Ta on free air)	-25.....+55℃
Operating (case) temperature range (Tc)	-25.....+55℃
Storage temperature range	-25.....+65℃
IP rating	IP62

5. Optical parameters (module base)

PN	Input	Power	Driving	wavelength	LED qty	Dimensions	Beam angle
SHQ2305Q	DC24V	32W max	CC	R 615-620 G 525-530 B 455-460	15pcs	500*30 mm	10*40°
SHQ2307Q	DC24V	45W max	CC	R 615-620 G 525-530 B 455-460	21pcs	700*30 mm	10*40°

6. Light distribution graph



Attention:

- Mechanical pressure should not be applied on the surface of the product and its connectors to avoid mechanical damage.
- Installation shall not damage the conductive circuit on the printed circuit board of the product.
- Installation of LED bars (including power) requires consideration of electrical and safety standards for all applications. Only those with relevant qualifications can install it.
- Pay attention to polarity! The wrong connection will result in no optical output and may damage the product.
- The LED bar have to match with metal profile for a better heat dissipation.
- Pay attention to electrostatic damage when installing.
- Ensure that the power supply has sufficient rated power to drive all loads.
- The LED bar itself cannot bear the unexpected mechanical pressure or torsion necessary for installation. Do not use it as a supporter.
- Make sure that the power supply has enough power and voltage load capacity. Read the product instructions carefully before installation.
- The installation environment of the product shall meet the environmental requirements for the use of the product, including temperature, humidity and waterproof requirements.
- If the driving power supply does not have surge-proof capability, additional lightning or surge-proof equipment is needed to ensure the safety of the product.